




Technical Data

SPECIFICATION INFORMATION

| | Tile Size EN 427  | Thickness EN 428  | Carton size | Pieces per carton | Weight per carton  |
|--|---|---|----------------------------|----------------------|--|
| Bamboo Earth Woods | 4" x 36" 101.6 x 914.4mm | 0.098" / 2.5mm | 36 sq.ft. 3.34 sq. m. | 36 planks | 33lb 15kg |
| Antique Woods Natural Woods | 6" x 36" 152.3 x 914.4mm | 0.098" / 2.5mm | 36 sq.ft. 3.34 sq. m. | 24 planks | 33lb 15kg |
| Weathered Concrete | 6" x 48" 152.3 x 1219.2mm | 0.098" / 2.5mm | 36 sq.ft. 3.34 sq. m. | 18 planks | 33lb 15kg |
| Cork Solids | 12" x 12" 304.8 x 304.8mm | 0.098" / 2.5mm | 36 sq.ft. 3.34 sq. m. | 36 squares | 33lb 15kg |
| Shale | 12" x 24" 304.8 x 609.6mm | 0.098" / 2.5mm | 40 sq.ft. 3.72 sq. m. | 20 slabs | 36.3lb 26.5kg |
| Bird's Eye Maple Clovelly CL41110, CL42112 Imagination IM7001, IM7011, IM7021, IM7041, IM7045 Granite | 18" x 18" 457.2 x 457.2mm | 0.098" / 2.5mm | 45 sq.ft. 4.18 sq.m. | 20 squares | 40.7lb 18.5kg |
| Cow Elements Imagination IM7013, IM7014 Weathered Concrete | 10" x 30" 254 x 762mm | 0.098" / 2.5mm | 37.5 sq.ft. 3.48 sq.m. | 18 rectangles | 34.1lb 15.5kg |
| Concrete Clovelly CL42516, CL42511, CL42512 Elements Finger Print Hammered Aluminum Imagination IM7016, IM7052 Sparkly Chips Stained Concrete Tread Plate | 24" x 24" 609.6 x 609.6mm | 0.098" / 2.5mm | 40 sq.ft. 3.72 sq.m. | 10 squares | 37.4lb 17kg |
| Cow Imagination IM7012 | 30" x 30" 762 x 762mm | 0.098" / 2.5mm | 37.5 sq.ft. 3.72 sq. m. | 6 squares | 37.4lb 17kg |
| Tatao & Ando Rusted Steel | 36" x 24" 914.4 x 609.6mm | 0.098" / 2.5mm | 36 sq.ft. 3.34 sq. m. | 6 slabs | 35.2lb 16kg |
| Inset strips | 1/4"x36" / 1/2"x36" 6.5mm x 914.4mm 12.7mm x 914.4mm | 0.098" / 2.5mm | Tube | 50 pcs 25 pcs | 5.28lb / 2.4kg 5.28lb / 2.4kg |